

# PRODUCT INFORMATION PACKET

Model No: 184TTGN6576

Catalog No: U041A

2 HP Explosion Proof Motor, 3 phase, 1200 RPM, 230/460 V, 184T Frame, EPFC  
Explosion Proof NEMA Motors



Regal and Marathon are trademarks of Regal Beloit Corporation or one of its affiliated companies.  
©2020 Regal Beloit Corporation, All Rights Reserved. MC017097E

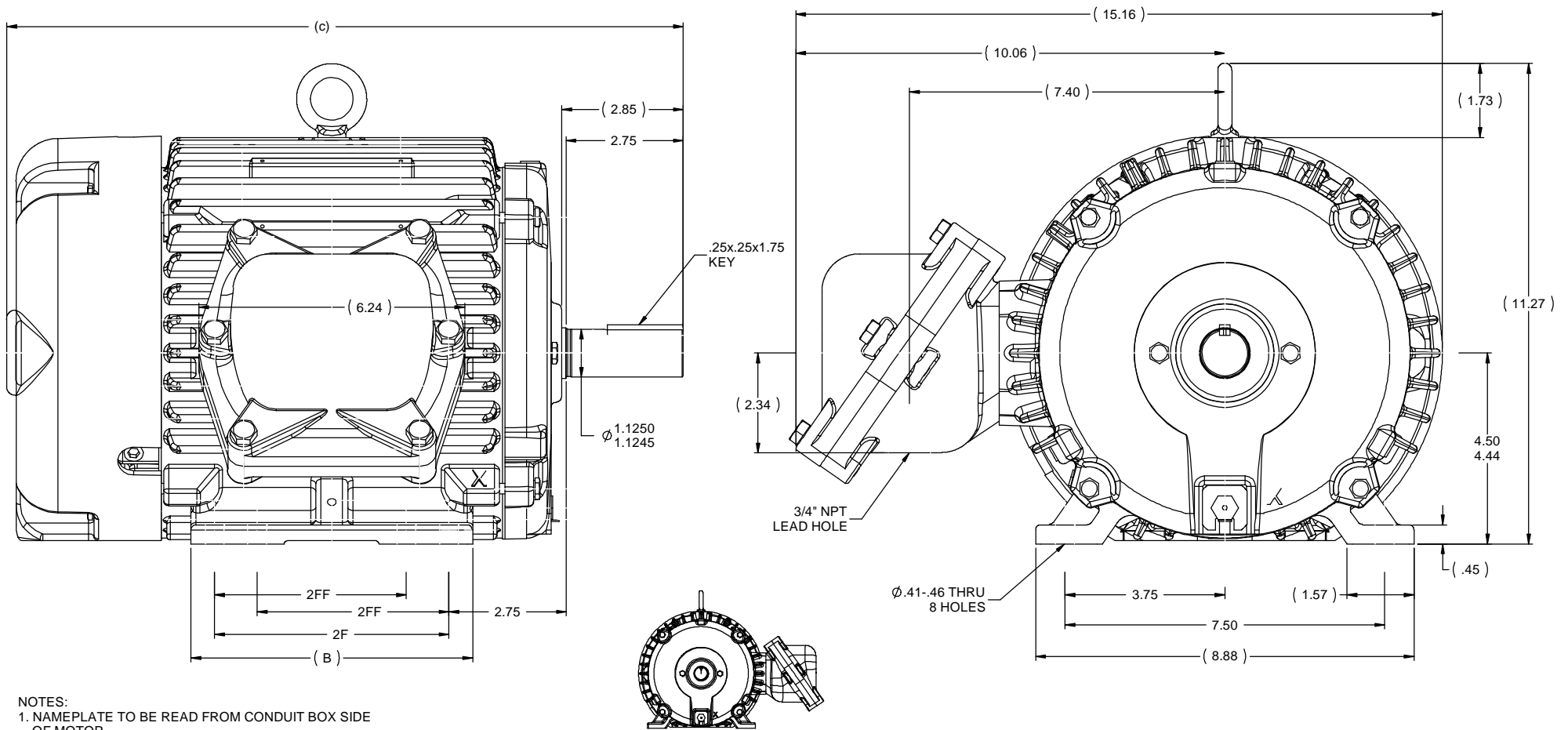
REGAL

### Nameplate Specifications

Output HP	<b>2 Hp</b>	Output KW	<b>1.5 kW</b>
Frequency	<b>60 Hz</b>	Voltage	<b>230/460 V</b>
Current	<b>6.0/3.0 A</b>	Speed	<b>1175 rpm</b>
Service Factor	<b>1.15</b>	Phase	<b>3</b>
Efficiency	<b>88.5 %</b>	Power Factor	<b>70</b>
Duty	<b>Continuous</b>	Insulation Class	<b>F</b>
Design Code	<b>B</b>	KVA Code	<b>K</b>
Frame	<b>184T</b>	Enclosure	<b>Explosion Proof Fan cooled</b>
Thermal Protection	<b>Thermostats (N/C)</b>	Ambient Temperature	<b>40 °C</b>
Drive End Bearing Size	<b>6206</b>	Opp Drive End Bearing Size	<b>6206</b>
UL	<b>UL Listed; also, UL Certified for Canada</b>	CSA	<b>N</b>
CE	<b>N</b>	IP Code	<b>54</b>
Hazardous Location	<b>EXP PROOF CL I GR C&amp;D CL II GR F&amp;G T3B</b>		

### Technical Specifications

Electrical Type	<b>Squirrel Cage Inverter Rated</b>	Starting Method	<b>Line Or Inverter</b>
Poles	<b>6</b>	Rotation	<b>Reversible</b>
Resistance Main	<b>5.65 Ohms</b>	Mounting	<b>Rigid Base</b>
Motor Orientation	<b>Horizontal</b>	Drive End Bearing	<b>Ball</b>
Opp Drive End Bearing	<b>Ball</b>	Frame Material	<b>Cast Iron</b>
Shaft Type	<b>T</b>	Overall Length	<b>17.87 in</b>
Frame Length	<b>10.00 in</b>	Shaft Diameter	<b>1.125 in</b>
Shaft Extension	<b>2.85 in</b>	Assembly/Box Mounting	<b>F1 ONLY</b>
Outline Drawing	<b>035660-1000</b>	Connection Drawing	<b>A-EE7308T</b>



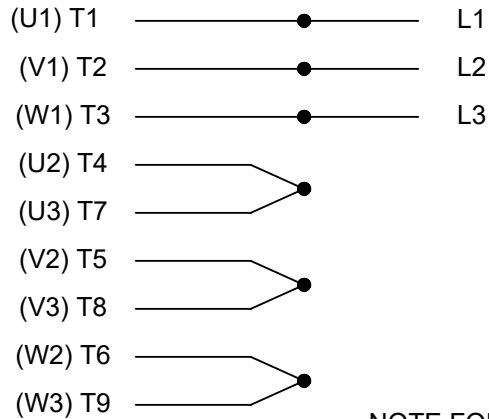
- NOTES:  
 1. NAMEPLATE TO BE READ FROM CONDUIT BOX SIDE OF MOTOR.  
 2. CONDUIT BOX CAN ROTATED IN 90 ° STEPS.  
 3. CONDUIT BOX CAN MOUNTED ON OPPOSITE SIDE BY REMOVING BRACKETS AND TURNING FRAME 180 °. THIS MODIFICATION CAN BE PERFORMED ONLY BY THE ORIGINAL EQUIPMENT MANUFACTURER, OR BY A FACILITY THAT IS COVERED UNDER UNDERWRITERS LABORATORIES INC. CATEGORY PTKQ. TITLED "MOTORS AND GENERATORS REBUILT FOR USE IN HAZARDOUS LOCATIONS."

F2 LOCATION →

1000	184	17.87	8.61	7.50	5.50	3.75
800	182/184	15.87	6.61	5.50	4.50	2.75
<b>DASH</b>	<b>FRAME</b>	<b>C</b>	<b>B</b>	<b>2F</b>	<b>2FF</b>	<b>BS</b>

				TOLERANCES UNLESS SPECIFIED				DRAWN CTO 07-05-2007	
				DEC	INCHES			CHK ML 3/26/2008	APPR SW 3/26/2008
3	ADDED F2 VIEW.	ST 11/04/2011	AK .XX	±.03	TITLE OUTLINE - EPFC		SCALE 7:16		
2	CHANGED 1000 FRAME FROM 182/184 TO 184 ISAAC 11-2933	KBB 6/28/2011	EH .XXX	±.005	180 FR.		REF		
1	CHGD 1000 FRAME DIM FROM 2.75 TO 3.75	PN 2/10/2011	AJ .XXXX	±.0005	MATL		FMF		
NO	REVISION	BY & DATE	CHK	ANG	±730"	FINISH	PREV		
THIS DRAWING IN DESIGN AND DETAIL IS OUR PROPERTY AND MUST NOT BE USED EXCEPT IN CONNECTION WITH OUR WORK. ALL RIGHTS OF DESIGN AND INVENTION ARE RESERVED. THIS IS AN ELECTRONICALLY GENERATED DOCUMENT - DO NOT SCALE THIS PRINT				RFP	WA - NLV	CAD FILE 035660	SIZE B	DRAWING NO 035660	REV 3

**HIGH VOLTAGE**



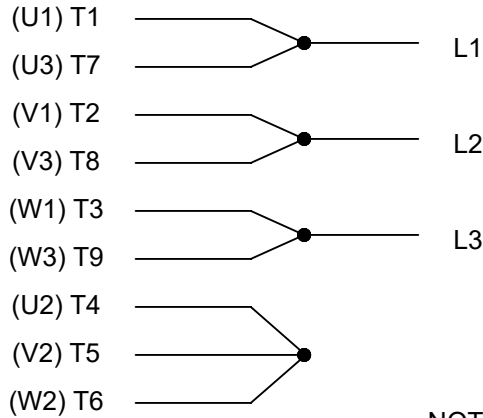
**THREE PHASE  
DUAL VOLTAGE MOTOR**

THERMO-PROTECTORS  
CONNECTED IN SERIES



NOTE FOR FACTORY USE ONLY:  
TO SURGE TEST FOR COMMON CONNECT:  
HIGH VOLT: CONNECT P1 TO T1  
THEN P2 TO L1  
LOW VOLT: CONNECT P1 TO T1 & T7,  
THEN P2 TO L1

**LOW VOLTAGE**



**VIEW OF TERMINAL END**

NOTE: LEAD'S COLOR CAN BE YELLOW OR WHITE FOR MT2 PLANT

DRAWING REVISION T	REVISION BY ZR	DATE 01-14-2019		DRAWN BY SMC	Regal Beloit America, Inc.
ECO ECO-0159915	APPROVED BY DR	DATE 01-15-2019		DATE 05-13-1992	
ECO DESCRIPTION <b>ADDED TERMINAL CONNECTION DIAGRAM</b>				APPROVED BY TB	DESCRIPTION <b>CONN DIAGRAM-INTERNAL</b> 3 PHASE - DUAL VOLTAGE MOTOR
<small>COPYRIGHT REGAL BELOIT AMERICA, INC. ALL RIGHTS RESERVED. PROPRIETARY AND CONFIDENTIAL INFORMATION - THIS DOCUMENT IS THE PROPERTY OF REGAL BELOIT AMERICA, INC. ("OWNER") AND CONTAINS OWNER'S PROPRIETARY INFORMATION. ANY PERSON, CORPORATION OR OTHER FIRM RECEIVING IT IS DEEMED, BY RECEIVING IT, TO AGREE THAT IT, AND/OR ANY PART OF IT, SHALL NOT BE DISCLOSED TO ANY PERSON, CORPORATION OR OTHER ENTITY, DUPLICATED, AND/OR USED, EXCEPT AS EXPRESSLY APPROVED IN WRITING IN ADVANCE BY OWNER. THIS DOCUMENT SHALL BE RETURNED TO OWNER UPON REQUEST. IT MAY BE SUBJECT TO CERTAIN RESTRICTIONS UNDER APPLICABLE EXPORT CONTROL LAWS AND REGULATIONS.</small>			DATE 05-13-1992	MATERIAL	PROCESS/FINISH
			REFERENCE EE7308/EE7300	SIZE A	DRAWING NUMBER EE7308T
			THIRD ANGLE PROJECTION		



\*\* Subject to change without notice.

Data Sheet

Date: 6/29/2017

184TTGN6576

Customer:  
Attention:

FAREEDA DUDEKULA



Submital  
Data @ 460 V

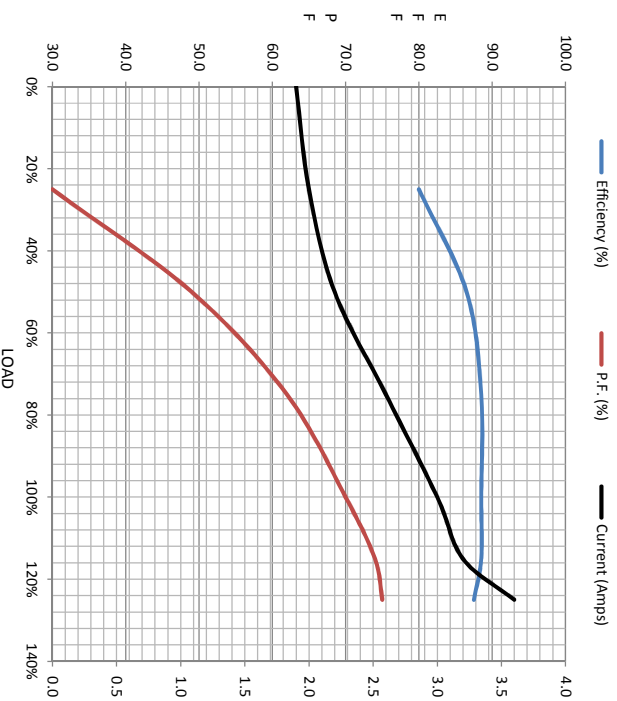
Load	Motor Load Data							
	0%	25%	50%	75%	100%	115%	125%	LR
Current (Amps)	1.90	2.00	2.20	2.60	3.0	3.2	3.6	22.0
Torque (ft-lb)	0.00	2.20	4.5	6.7	9.0	10.4	11.2	17.5
RPM	1200	1192	1185	1180	1175	1170	1168	0
Efficiency (%)		80.0	86.5	88.5	88.5	88.5	87.5	
P.F. (%)	5.5	30.0	49.0	62.0	70.0	74.0	75.0	42.0

Motor Speed Data

	LR	Pull-Up	BD	Rated	Idle
Speed (rpm)	0	350	960	1175	1200
Current (Amps)	22.0	20.5	10.0	3.0	1.90
Torque (ft-lb)	17.5	16.0	32.0	9.0	0.00

Information Block

HP	2.0			
Sync. RPM	1200			
Frame	184			
Enclosure	TEFC			
Construction	TFS			
Voltage	30/460#190/38 V			
Frequency	60 Hz			
Design	B			
LR Code letter	K			
Service Factor	1.15			
Temp Rise @ FL	30 °C			
Duty	CONT			
Ambient	40 °C			
Elevation	1,000 feet			
Rotor/Shaft wkt	0.46 Lb-Fe			
Rel Wdg	K184659 R5			
Sound Pressure @ 1M	55 dBA			
VFD Rating	CONSTANT 10:1			
Outline Dwg	035660-1000			
Conn. Diag	A-EE7308T			
Additional Specifications:				
EQUIV CKT (OHMS / PHASE)				
R1	R2	X1	X2	Xm
3.4220	2.4420	8.9890	10.1100	133.9060



Speed - Torque Curve

